



ZHANGJIAGANG MENTORS MACHINERY CO.,LTD

**Intermediate Wire Drawing Machine With
Annealing
After-sales Maintenance
User Manual**







Zhangjiagang Mentors Machinery Co.,LTD




Office Add: Building C, Injoy Commercial Plaza, Yangshe Town, Zhangjiagang
City, Jiangsu Prov., China.



Maintenance of the machine:

Item	Picture	Job of maintenance
1		After a period of production, if there are too much copper mud, it should be cleaned in time.
3		Check the Nickel belt whether it is smooth, if not, the user can matte paper to make it smooth; if the groove is too deep, the nickel need to be changed for normal production.
4		Clean the dusty on the heat dissipation place of the inverter.
5		Clean the dusty on the heat dissipation place of the Dc speed regulator.



7		Clean the dusty on the face of the Carbon brush.
8		<ol style="list-style-type: none">1) Before use it, don't forget to add oil in right barrel.2) After use, need clean up left barrel regularly. To make it drying and without dirty.
9		Replace the oil of transmission gear box once each six months.



More photos for item 8:



Left barrel

right barrel

Office Add: Building C, Injoy Commercial Plaza, Yangshe Town, Zhangjiagang City, Jiangsu Prov., China.