





Fine Wire Drawing with Annealing







After-sales Maintenance User Manual

Zhangjiagang Mentors Machinery Co.,LTD

Maintenance of the machine:

Item	Picture	Job of maintenance
1		<p>After a period of production, there are too much copper mud, it should be cleaned in time.</p>
2		<p>In the spray tube, after production, there are many dirty goods, the user can make the screw out from the tube and clean it.</p>
3		<p>Check the Nickel belt whether it is smooth, if not, the user can matte paper to make it smooth; if the groove is too deep, the nickel need to be changed for normal production.</p>
4		<p>Clean the dusty on the heat dissipation place of the inverter.</p>

5		Clean the dusty on the heat dissipation place of the Dc speed regulator.
6		Clean the dust behind the tension rod.
7		Clean the dusty on the face of the Carbon brush.
8		Check the belt, if it is loose, tighten the screw of the red part.